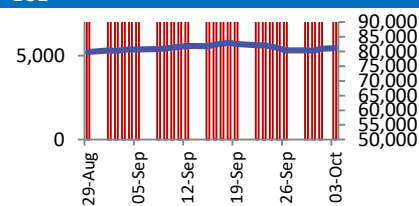
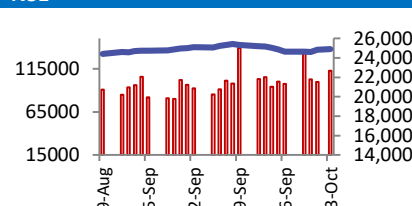


BSE



Open	81884
High	82310
Low	81787
Close	81927
Change	137
Volume (Lacs)	8115
Turnover (Rs.inCr)	11146

NSE



Open	25085
High	25221
Low	25076
Close	25108
Change	31
Volume(Lacs)	45652
Turnover(Rs.in Cr)	98573

World Markets	Current	Previous	Pt. Chg	Var(%)
Dow	46603	46695	(92)	-0.20%
Dow Futures	46896	46852	44	0.09%
Nasdaq	22788	22942	(153)	-0.67%
FTSE	9484	9479	4	0.05%
Nikkei	47965	47951	14	0.03%
Hang Seng	26691	26958	(267)	-0.99%
Gift Nifty	25222	25224	(2)	-0.01%
Straits Singapore	4454	4472	(18)	-0.41%
South Korea	3549	3456	93	2.70%
Taiwan	27023	27212	(189)	-0.69%
Shanghai	3883	3863	20	0.52%

Commodity Prices	Current	Previous	Pt. Chg	Var(%)
Copper (\$/MT)	10761	10655	107	1.0%
Alumin (\$/MT)	2742	2725	17	0.6%
Zinc (\$/MT)	3046	3007	39	1.3%
Brent Crude (\$/bbl)	66	65	1	0.9%
Gold (\$/Ounce)	4010	3985	26	0.6%
Silver (\$/Ounce)	48	48	0	1.0%
Light Crude (\$/bbl)	62	62	1	1.0%
N G (\$/mmbtu)	4	3	0	0.2%
Sugar (\$/MT)	458	464	(6)	-1.4%
Rubber (Rs./kg)	186	186	0	0.0%
Baltic Dry Index	1947	1932	15	0.8%

Currency Exchange Rate	Current	Previous	Var(%)
Rs./ \$ rate	88.78	88.79	-0.01%
Rs./ Euro	103.56	103.58	-0.02%
Rs./Chinese Yuan	12.47	12.47	0.01%
Yen / \$ rate	152.50	151.90	0.39%
\$ US/Euro	1.16	1.17	-0.32%

Dollar Index	Current	Previous	Var(%)
Dollar Index	98.90	98.58	0.32%

Support/ Resistance Levels for Today		
	Nifty	Bank Nifty Fut
Support 1	25050	56240
Support 2	24990	56000
Resistance	25190	56670

Securities in Ban For Trade
RBLBANK

Market Review

US: US stocks closed lower on Tuesday as investors, deprived of economic data resulting from the shuttered government, looked to secondary indicators and remarks from US Federal Reserve officials for clues regarding economic weakness and monetary policy.

Asia: Asian markets were trading mixed in the early trade after Wall Street's pullback from record highs sparked caution among investors.

India: The Indian benchmark indices erased some of the intraday gains but managed to close on a positive note for the fourth consecutive session on October 7 with Nifty closing above the 25,100 amid buying seen in the auto, consumer durables, oil & gas, energy, realty names. **Market is expected to open on a flattish note and likely to witness range bound move during the day.**

Global economy:

U.S. Consumer Credit rose just \$0.36B in the latest release, sharply below the forecast of \$12.9B and the previous \$16.01B, signaling a steep slowdown in borrowing. The weak data reflects softer consumer spending and confidence, posing a bearish signal for the USD.

Amid the U.S. government shutdown, Carlyle Group estimated that U.S. jobs rose by only 17,000 in September, well below the expected 54,000, even as GDP grew at a 2.7% annualized pace. The firm's data also showed a 3.8% drop in energy prices and a 3.3% rise in service prices (ex-shelter).

Japan's real wages fall for eighth month in August- Japanese workers saw real wages fall for the eighth straight month in August, with a double-digit decrease in one-off compensations on top of relentless inflation outpacing nominal pay growth. Inflation-adjusted real wages, a key barometer of Japanese households' purchasing power, fell 1.4% in August from a year earlier.

Commodities: Oil prices edged higher in early trade on Wednesday as markets started to brush off oversupply fear for the time being, having digested a decision by OPEC+ to restrain November production increases.

Gold pushed through \$4,000 an ounce to hit a record on Wednesday, driven by investors seeking safety from mounting economic and geopolitical uncertainty, alongside expectations of further interest rate cuts by the U.S. Federal Reserve.

Currency: The U.S. dollar rose to its strongest levels in six weeks in early Asian trading on Wednesday as risks around the U.S. government shutdown intensified, sparking fresh investor worries and boosting demand for safe haven assets.

FII Derivative Transactions (Rs. Cr)

Contracts	Purchase		Sell		Net	Open Interest (OI)		OI (Previous day)		Change	
	Contract	Value	Contract	Value		Contract	Value	Contract	Value	Contract	Value
Index Future	19681	3779	11633	2230	1549	222134	42137	230190	43582	(8056)	(1445)
Index Option	21081356	3979171	20999920	3963001	16170	1271011	240882	2126105	401209	(855094)	(160327)
Stock Future	250747	17587	271505	19155	(1568)	5606573	394110	5611943	394519	(5370)	(409)
Stock Option	307813	22767	310937	22949	(182)	310151	21653	277595	19306	32556	2347
Total	21659597	4023304	21593995	4007335	15969	7409869	698782	8245833	858616	(835964)	(159834)

FII All Activity-BBG (Rs Cr)		Buy	Sell	Net
29-Sep-25		18667	20022	(1355)
30-Sep-25		18707	22733	(4026)
1-Oct-25		14431	14247	184
3-Oct-25		18292	19876	(1584)
6-Oct-25		11218	12689	(1472)
Month to date- Oct		43940	46812	(2873)
FII (Prov.) (Rs. Cr)		Buy	Sell	Net
30-Sep-25		18730	21057	(2327)
1-Oct-25		12378	13984	(1605)
3-Oct-25		16899	18482	(1583)
6-Oct-25		10950	11264	(314)
7-Oct-25		11543	10102	1441
Month to date-Oct		51770	53832	(2062)
DII (Prov.) (Rs. Cr)		Buy	Sell	Net
30-Sep-25		16949	11187	5762
1-Oct-25		15384	12468	2916
3-Oct-25		14005	13516	490
6-Oct-25		16124	11088	5036
7-Oct-25		15953	15501	453
Month to date-Oct		61467	52572	8895
FII Debt - BBG (Rs. Cr)		Buy	Sell	Net
29-Sep-25		4178	3318	860
30-Sep-25		4503	2694	1809
1-Oct-25		3119	2247	872
3-Oct-25		5326	2975	2351
6-Oct-25		2752	3742	(990)
Month to date- Oct		11196	8964	2232

Market Breadth	BSE		NSE	
	No.	%	No.	%
Advance	1843	43%	1324	42%
Decline	2320	54%	1705	55%
Unchanged	165	4%	87	3%

Market Turnover	07-Oct	06-Oct	Var (%)
BSE Cash	11146	8734	28%
NSE Cash	98573	96872	2%
NSE Futures	95898	100282	-4%
NSE Options	66149475	28334054	133%
Total (Rs.Cr)	66355092	28539942	132%

Volatility Index	07-Oct	06-Oct
Volatility Index	10.05	10.19

Index PE - TTM	07-Oct	Yr. High	Yr. Low
Sensex	22.7	24.1	20.3
Nifty	22.2	23.6	19.6

Corporate News

Renewable energy firm Saatvik Green Energy Ltd that it has received and accepted orders worth ₹488 cr from leading Independent Power Producers (IPPs) and EPC companies for the supply of solar PV modules, to be executed during FY26. (CNBC)

The Container Corporation of India Ltd. (CONCOR), a Navratna PSU under the Ministry of Railways, has signed a strategic agreement with UltraTech Cement Ltd., India's largest cement producer, to transport bulk cement using specialized tank containers—a first-of-its-kind large-scale initiative in India's cement logistics sector. (CNBC)

Associated Alcohols & Breweries Limited (AABL) has received an SL-1 license from the Excise Department, allowing it to begin malt spirit production at its Barwaha facility. The company has officially started manufacturing, processing, and maturing malt spirits. (NDTV)

B-Right Real Estate Limited, has entered into a land sale agreement with Birch Real Estate Private Limited, an Embassy Group company. The deal involves the sale of FSI/PTC for 7,134.85 square meters of land for ₹117,72,50,250. (NDTV)

Economy

The **Reserve Bank of India** has linked its Bharat Connect bill payment system with the **FX-Retail platform**, allowing individual customers to purchase US dollars digitally. This initiative, initially available for customers of five major banks. (ET)

Textiles minister Giriraj Singh announced India's plan to reduce linen fibre imports and begin exporting it, emphasizing the growing demand for blended fibers while asserting cotton's enduring relevance. (ET)

India and Brazil held their 7th Trade Monitoring Mechanism meeting, discussing bilateral trade and investment. The leaders aim to boost trade to \$20 bn in five years, with current merchandise trade at \$12.19 bn. (ET)

International

Google plans to invest \$10 bn to build a 1-gigawatt data centre cluster in Visakhapatnam, marking its first such large-scale investment in India, citing details of the proposed project. (Invst)

U.S. lawmakers are calling for broader bans on chipmaking equipment to China after a bipartisan investigation found that Chinese chipmakers had purchased \$38 bn of sophisticated gear last year. Inconsistencies in rules issued by the United States, Japan and the Netherlands have led to non-U.S. chip equipment manufacturers selling to some Chinese firms that U.S. companies could not. (Invst)

Top 5 Nifty Gainers	07-Oct	06-Oct	Var(%)
BHARTIARTL	1929	1903	1.4%
INDUSINDBK	749	739	1.3%
BAJAJ-AUTO	8904	8792	1.3%
JIOFIN	310	306	1.2%
EICHERMOT	6957	6880	1.1%
Top 5 Nifty Losers	07-Oct	06-Oct	Var(%)
AXISBANK	1187	1213	-2.1%
TATAMOTORS	698	713	-2.0%
TATACONSUM	1120	1142	-1.9%
TRENT	4686	4777	-1.9%
ADANIENT	2542	2574	-1.2%

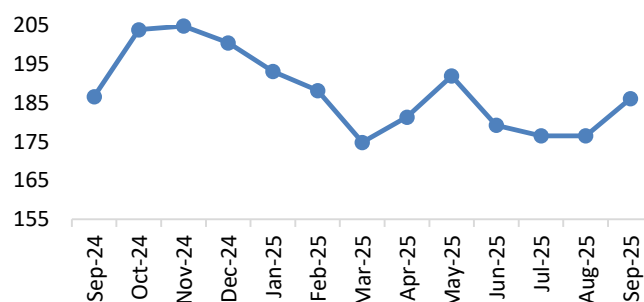
BSE Index Watch	Last	1 day	1 wk	1 mth	1 yr
SENSEX	81927	0.2%	1.9%	1.4%	0.4%
MIDCAP	46196	0.5%	2.9%	1.3%	-3.5%
SMLCAP	53190	-0.2%	1.9%	0.5%	-4.1%
AUTO	60050	0.3%	1.6%	-1.1%	1.3%
BANKEK	63332	-0.2%	3.2%	4.6%	9.6%
Capital Goods	69522	-0.1%	1.8%	3.6%	-1.7%
FMCG	20161	-0.5%	-0.1%	-2.5%	-12.4%
Health Care	44058	0.2%	2.2%	-0.2%	0.2%
IT	34121	-0.3%	2.6%	1.0%	-20.2%
METAL	33637	-0.3%	2.3%	4.2%	1.5%
Oil & Gas	27489	0.5%	2.0%	6.1%	-8.8%
Power	6807	0.1%	1.2%	3.9%	-17.9%
Realty	6928	1.1%	2.0%	1.7%	-13.9%

Margin Trading Disclosure (Rs. In Cr)	Last	1 day	1 wk	1 mth	3 mth
Op. Scripwise Outstanding	106410	0.0%	6.8%	12.3%	22.7%
Fresh Exposure	3737	5.1%	-39.8%	-33.2%	-34.7%
Exposure liquidated	3313	-6.4%	-48.8%	-35.3%	-38.3%
Closing Net scripwise outstanding	106833	0.4%	7.5%	12.2%	22.7%

NSE USD Futures	07-Oct	06-Oct	Var (%)
Oct Expiry (Rs./\$)	86.82	86.82	0.0%
Nov Expiry (Rs./\$)	86.87	86.87	0.0%
Total Turnover (Rs. Crore)	1267	4056	-69%

Sectors	TTM PE
Auto	34.05
Auto Ancillary	44.1
Banking	14.39
Engineering	45.12
Cement	65.73
Diamonds & Jewellery	42.75
Housing Finance	23.76
Infrastructure & Const	25.48
Metals-Aluminium	28.75
Metal – Steel	18.59
Oil Expl.	7.76
Pharma	10.4
Power – Gen. Supp.	38.58
Information Tech.	30.8
Sugar	16.86
Telecom Serv. Prov.	37.46
Tyres	33.97

Coking Coal prices (USD/MT) (Source: BigMint,NBRR)



10 year G-Sec Yield	Current	Previous	Change
US	4.13%	4.12%	1 bps
Japan	1.70%	1.69%	1 bps
India	6.51%	6.52%	(1) bps
UK	4.72%	4.74%	(2) bps
Libor 3 Mths	4.85%	4.85%	(0) bps

Indian Eco Data	Current	Previous	Var(%)
Forex Reserve (US\$ in bn)	602	700	-14.1%
Inflation - WPI	0.52%	-0.58%	110 bps
Inflation - CPI	2.07%	1.61%	46 bps

India GDP	Q3FY25	Q2FY25	Var (%)
Growth	7.81%	7.38%	43 bps

Monetary Policy	Current	Previous	Change
Repo Rate	5.50%	5.50%	0 bps
Reverse Repo Rate	3.35%	3.35%	0 bps
CRR	3.00%	4.00%	(100) bps
O/S Banking System Liquidity (Rs bn)	1970	2424	(453.7)

IIP Growth %	Aug-25	Aug-24	Apr-Aug
IIP	4.0	0.0	2.9
Capital Goods	4.4	0.0	6.9
Mining	3.8	1.2	4.2
Manufacturing	4.1	-3.7	0.5
Electricity	6.0	-4.3	-2.5

ADR Price Movement

Company	Price (US\$)	Volume	Previous Day Price	Volume	Variance (%)	No. of Share Per ADR	ADR Price (Rs.)	BSE Price	Variance (%)
Infosys Tech	16.39	15178858	16.69	21090493	-1.80%	1	1455.04	1458.50	-0.2%
Wipro	2.63	9957492	2.66	9027860	-1.13%	1	233.48	243.53	-4.1%
Dr.Reddy's	14.03	1055750	14.09	787244	-0.43%	1	1245.53	1248.50	-0.2%
ICICI Bank	31.02	4020111	30.74	4202587	0.91%	2	1376.92	1375.90	0.1%
HDFC Bank	34.91	3676393	34.83	3094455	0.23%	3	1033.06	982.50	5.1%

GDR's (US\$)

	Prices	Prev. Close	Change	Var %
L&T	42.05	42.30	(0.3)	-0.6%
RIL	61.80	61.80	0.0	0.0%
SBI	98.00	98.50	(0.5)	-0.5%

US Economy Data	Current	Previous
Inflation (%) (YoY)	2.90%	2.70%
Unemployment (%)	4.30%	4.20%

Interest Rate (%)	Current	Previous
Fed Rate	4.25%	4.50%

US GDP	Q2CY25	Q1CY25
Growth (QoQ Annualized)	3.80%	-0.60%

China Economy Data	Current	Previous
GDP	5.20%	5.40%
Inflation – CPI (%)	-0.40%	0.00%

Economic Calendar

	Date
Indian GDP Data	28 Nov
Indian Inflation Data CPI	13 Oct
Indian Inflation Data WPI	14 Oct
Indian Monetary Policy	05 Dec
India's Industrial Production (IIP)	28 Oct
US Inflation Data	15 Oct
US GDP	30 Oct
US Unemployment Data	07 Nov
US Fed Rate	29 Oct
China GDP	20 Oct
China Inflation Data	15 Oct

Event Update

Name	Date	Purpose
AGI Infra Ltd.	10/10/25	Stock Split from Rs.5/- to Re.1/-
Laxmi Goldorna House Ltd.	10/10/25	Bonus issue
Rashtriya Chemicals and Fertilizers Ltd.	10/10/25	Rs.1.32 per share(13.2%)Final Dividend
Gokul Agro Resources Ltd.	14/10/25	Stock Split from Rs. 2/- to Re.1/-
MOS Utility Ltd.	14/10/25	Bonus issue
Tata Investment Corporation Ltd.	14/10/25	Stock Split from Rs.10/- to Re.1
Globe International Carriers Ltd.	15/10/25	Bonus & Split/Subdivision
Tata Consultancy Services Ltd.	15/10/25	Second Interim Dividend
ICICI Lombard General Insurance Company Ltd.	23/10/25	Interim Dividend
Accelya Solutions India Ltd.	24/10/25	Rs.40.0000 per share(400%)Final Dividend
Shree Cement Ltd.	03/11/25	Interim Dividend

Bulk Deal As On 07/10/25

BSE					
Security Code	Security Name	Client Name	Deal	Quantity	Price
543938	ACCELERATE	XTENDED BUSINESS REPORTING LIMITED	B	17280	82
539277	ALSTONE	LAVENDER HOLDINGS PRIVATE LIMITED	S	40000000	0.55
538465	AMARSEC	SOMANI VENTURES AND INNOVATIONS LIMITED	B	39000	15.96
544337	AVAX	DINESH KUMAR MOTWANI	B	8000	128.76
544468	BDI	ANUPAM HARSHAD VASSA	S	79200	109
544468	BDI	EMERALD COMMERCIAL LIMITED	B	82800	108.96
544551	BHAVIK	SHRENI SHARES LTD	B	221000	144.8
539175	BLUEGOD	SEIFER RICHARD MASCARENHAS	B	3448857	2.7
542678	CHCL	GUTTIKONDA RAJASEKHAR	B	512000	4.99
521137	EUREKAI	ARYAN SECURITIES AND HOLDINGS LIMITED	B	50000	9.18
508980	FRONTCAP	ALTIZEN VENTURES LLP	S	107214	9.04
532183	GAYATRI	LAXMAN LAL PATIDAR	B	330000	14.7
532183	GAYATRI	MOHAN PROJECT CONTRACTORS PRIVATE LIMITED	S	330000	14.7
540266	GLCL	KIRAN LAXMAN SAWANT	S	35856	26.76
526025	GLOBUSCON	ELM PARK FUND LIMITED	S	2500000	15.1
526025	GLOBUSCON	M7 GLOBAL FUND PCC - CELL DEWCAP FUND	B	2500000	15.1
544548	GPAPL	NEO APEX VENTURE LLP	S	97600	71.78
544548	GPAPL	NIZAR NURUDDIN LALANI	B	54400	71.76
505336	HARSHILAGR	NEO APEX VENTURE LLP	S	15000000	0.66
532216	HBSL	ORION STOCKS LTD	S	38	97.34
532216	HBSL	ORION STOCKS LTD	B	48740	89.9
530979	INDIAHOME	AKARSHIKA TRADERS LLP	S	94045	34.9
530979	INDIAHOME	AKARSHIKA TRADERS LLP	B	2985	37
530357	KBSINDIA	KETAN BABULAL SHAH	S	618441	1.55
538895	MIHIKA	GANDHI NARENDRABHAI FATECHAND (HUF)	S	64301	16.06
544553	MPKSTEELS	SHERWOOD SECURITIES PVT LTD	B	296000	80.54
544559	OML	UPASAK BHIMRAJ SHAH	S	65600	85
543798	PATRON	ARUNKUMAR DASHRATHBHAI PRAJAPATI HUF	S	200000	9.25
543798	PATRON	HIRJI PARBAT GADA	S	160000	9.45
543798	PATRON	JASMIN PURNACHANDRA MEHTA	B	140000	9.35
543798	PATRON	NIRAJ RAJNIKANT SHAH	B	416000	9.36
543798	PATRON	SONY CHANDRAKANT KAUCHE	B	116000	9.45
532011	POOJAENT	KAMALSHRI AGARWAL	S	483371	95.31
532011	POOJAENT	VIKASA GLOBAL FUND PCC - EUBILIA CAPITAL PARTNERS FUND I	B	300000	95.31
511557	PROFNC	RAVINDRA BHATESING RAJPUT	B	1590967	11.92
536659	PVINFRA	NORTHEAST BROKING SERVICES LIMITED	S	1100000	4.9
536659	PVINFRA	SHARE INDIA SECURITIES LIMITED	S	676837	4.93
536659	PVINFRA	SHARE INDIA SECURITIES LIMITED	B	475892	4.95
536659	PVINFRA	SUNDEEP ARJUN KARNA	S	664000	4.93
536659	PVINFRA	VAMSI KRISHNA GORANTLA	S	1169815	4.92
536659	PVINFRA	VAMSI KRISHNA GORANTLA	B	1169815	4.9
544552	RDGAIL	SANJAY ROCHIRAM VIDHANI	B	48000	74.91
530525	RRETAIL	AKARSHIKA TRADERS LLP	B	1287727	8.12
530525	RRETAIL	HARSHAD RASIKLAL SHETH	S	1000000	8.1
530525	RRETAIL	ZAHERA TRADERS LLP	B	868564	8.1
511577	SAVFI	MANJULA VINOD KOTHARI	S	28760	18.22
501423	SHAILY	360 ONE EQUITY OPPORTUNITY FUND	B	53000	2134
501423	SHAILY	360 ONE HIGH GROWTH COMPANIES FUND	B	47000	2134
501423	SHAILY	ABU DHABI INVESTMENT AUTHORITY(WAY)	B	115015	2134
501423	SHAILY	ADITYA BIRLA SUN LIFE MUTUAL FUND	B	150030	2134
501423	SHAILY	BOFA SECURITIES EUROPE SA	B	120020	2134
501423	SHAILY	LIGHTHOUSE INDIA FUND III, LIMITED	S	1333155	2134
501423	SHAILY	LIGHTHOUSE INDIA FUND III, LIMITED	S	47000	2134
501423	SHAILY	LIGHTHOUSE INDIA FUND III, LIMITED	S	50010	2134

501423	SHAILY	LIGHTHOUSE INDIA FUND III, LIMITED	S	50020	2134
501423	SHAILY	LIGHTHOUSE INDIA FUND III, LIMITED	S	53000	2134
501423	SHAILY	LIGHTHOUSE INDIA FUND III, LIMITED	S	73020	2134
501423	SHAILY	LIGHTHOUSE INDIA FUND III, LIMITED	S	100020	2134
501423	SHAILY	LIGHTHOUSE INDIA FUND III, LIMITED	S	115015	2134
501423	SHAILY	LIGHTHOUSE INDIA FUND III, LIMITED	S	120020	2134
501423	SHAILY	LIGHTHOUSE INDIA FUND III, LIMITED	S	150030	2134
501423	SHAILY	LIGHTHOUSE INDIA FUND III, LIMITED	S	250020	2134
501423	SHAILY	LIGHTHOUSE INDIA FUND III, LIMITED	S	325000	2134
501423	SHAILY	MOTILAL OSWAL MUTUAL FUND	B	325000	2134
501423	SHAILY	MOTILAL OSWAL MUTUAL FUND	B	325000	2134
501423	SHAILY	SAMYAK ENTERPRISES	B	73020	2134
501423	SHAILY	SOCIETE GENERALE	B	100020	2134
501423	SHAILY	STALLION ASSET PRIVATE LIMITED	B	250020	2134
501423	SHAILY	STALLION ASSET PRIVATE LIMITED	B	250020	2134
501423	SHAILY	SUBHKAM VENTURES I PRIVATE LIMITED	B	50010	2134
501423	SHAILY	TRUST MUTUAL FUND	B	11950	2134
501423	SHAILY	TRUST MUTUAL FUND	B	17750	2134
501423	SHAILY	TRUST MUTUAL FUND(TRUST MF FLEXICAP FUND)	B	20320	2134
539593	SHIVA	SNEHA SANJEEV LUNKAD	S	48624	8.46
544560	SODHACAP	MANISH KUMAR SINGH	B	80000	80
531205	SPRIGHT	BHIKHIBEN PARMAR	S	28720000	1.08
531205	SPRIGHT	CHAVDA TRUPTI RAJESH	S	50000000	1.08
531205	SPRIGHT	CHAVDA TRUPTI RAJESH	B	13500000	1.08
531205	SPRIGHT	DHRUVALKUMAR PATEL	S	12000000	1.08
531205	SPRIGHT	L7 HITECH PRIVATE LIMITED	B	17500000	1.08
531205	SPRIGHT	MANDAKINIBEN PRADYUMANBHAI PATEL	B	41100000	1.08
531205	SPRIGHT	NEO APEX VENTURE LLP	B	20000000	1.08
531205	SPRIGHT	NISHANT PATEL	S	12000000	1.08
531205	SPRIGHT	PATEL KENIT GHANSHYAM	S	10000000	1.08
531205	SPRIGHT	PATEL RANJANBEN ARVINDBHAI	S	12000000	1.08
531205	SPRIGHT	PATEL RANJANBEN ARVINDBHAI	B	12000000	1.08
531205	SPRIGHT	PATEL RINKUBAHEN VISHALKUMAR	S	10400000	1.08
530217	SWOJAS	NEELAM JILESH CHHEDA	S	189900	16.2
531499	SYBLY	SOMANI VENTURES AND INNOVATIONS LIMITED	S	73700	2.21
531499	SYBLY	SOMANI VENTURES AND INNOVATIONS LIMITED	B	3721	2.21
539798	UMIYA	GOENKA BUSINESS & FINANCE LIMITED	S	87103	26
526941	VAICC	ANKITA VISHAL SHAH	B	50000	9.15
526941	VAICC	NEO APEX SHARE BROKING SERVICES LLP	S	100000	9
526941	VAICC	VEENA KANTILAL CHAWALLA	S	88900	9.29
526941	VAICC	VIVEK KANDA	B	75000	9
538579	ZINEMA	SANJAY POPATLAL JAIN	S	40000	10.01
503641	ZODIACVEN	NILESH JOBANPUTRA	B	700000	3.44
503641	ZODIACVEN	NIRAJ RAJNIKANT SHAH	S	967416	3.44

NSE

Security Code	Security Name	Client Name	Deal	Quantity	Price
3IINFO-RE	3i Infotech Ltd	CANARA BANK	SELL	249368	2.64
3IINFO-RE	3i Infotech Ltd	SUNIL LADHA	BUY	267146	2.67
AAATECH	AAA Technologies Limited	NOVA GLOBAL OPPORTUNITIES FUND PCC - TOUCHSTONE	SELL	280000	117.12
ADANIPOWER	Adani Power Limited	GOLDMAN SACHS (SINGAPORE) PTE	SELL	4150207	151.99
ADANIPOWER	Adani Power Limited	GOLDMAN SACHS BANK EUROPESE	BUY	4150207	151.99
ASIANPAINT	Asian Paints Limited	GOLDMAN SACHS (SINGAPORE) PTE - ODI	SELL	180538	2368
ASIANPAINT	Asian Paints Limited	GOLDMAN SACHS BANK EUROPE SE - ODI	BUY	180538	2368
ATALREAL	Atal Realtech Limited	L7 SECURITIES PRIVATE LIMITED	BUY	900000	22.27
ATALREAL	Atal Realtech Limited	RAVI AGARWAL	SELL	1225000	22.01
ATALREAL	Atal Realtech Limited	VIKRAM JAIN	SELL	1112928	22.04
BAJAJHLDNG	Bajaj Holdings & Invs Ltd	GOLDMAN SACHS (SINGAPORE) PTE	SELL	36863	11802
BAJAJHLDNG	Bajaj Holdings & Invs Ltd	GOLDMAN SACHS BANK EUROPESE	BUY	36863	11802
BALKRISIND	Balkrishna Ind. Ltd	GOLDMAN SACHS (SINGAPORE) PTE	SELL	106539	2296.5
BALKRISIND	Balkrishna Ind. Ltd	GOLDMAN SACHS BANK EUROPESE	BUY	106539	2296.5
CHANDAN	Chandan Healthcare Ltd	NECTA BLOOM VCC - NECTA BLOOM ONE	SELL	140000	238.27
COROMANDEL	Coromandel Internl Ltd.	GOLDMAN SACHS (SINGAPORE) PTE	SELL	162324	2350.5
COROMANDEL	Coromandel Internl Ltd.	GOLDMAN SACHS BANK EUROPESE	BUY	162324	2350.5
EIMCOELECO	Eimco Elecon (India) Ltd.	KEDIA SECURITIES PRIVATE LTD	BUY	57441	1906.71
FABTECH	Fabtech Technologies Ltd	ALACRITY SECURITIES LTD	BUY	250000	182.4
FABTECH	Fabtech Technologies Ltd	AMITSG VENTURES FUND	SELL	260173	182.4
FABTECH	Fabtech Technologies Ltd	HITESH N KAWA HUF	BUY	250000	182.49
FABTECH	Fabtech Technologies Ltd	JAYANT WEALTH MANAGEMENT PRIVATE LIMITED	BUY	250000	192
FABTECH	Fabtech Technologies Ltd	KEYA VIMAL SALOT	BUY	843000	185.91
FABTECH	Fabtech Technologies Ltd	MANSI SHARE AND STOCK BROKING PRIVATE LIMITED	BUY	966543	182.91
FABTECH	Fabtech Technologies Ltd	NECTA BLOOM VCC - REGAL FUND	SELL	461269	188.74
FABTECH	Fabtech Technologies Ltd	PAULOMI KETANKUMAR DOSHI	BUY	260000	182.4
FABTECH	Fabtech Technologies Ltd	RELIGO COMMODITIES VENTURES FUND	SELL	728597	182.4
FABTECH	Fabtech Technologies Ltd	SHINE STAR BUILD CAP PVT LTD	SELL	780632	182.4
FABTECH	Fabtech Technologies Ltd	TRADE CORNER	BUY	712000	187.99
FABTECH	Fabtech Technologies Ltd	VBCUBE VENTURES FUND	SELL	650000	187.75
FABTECH	Fabtech Technologies Ltd	VBCUBE VENTURES FUND II	SELL	831288	186.43
FORTIS	Fortis Healthcare Limited	GOLDMAN SACHS (SINGAPORE) PTE - ODI	SELL	219013	1042
FORTIS	Fortis Healthcare Limited	GOLDMAN SACHS BANK EUROPE SE - ODI	BUY	219013	1042
GLOTTIS	Glottis Limited	ABUNDANTIA CAPITAL VCC - ABUNDANTIA CAPITAL III	SELL	1647873	87.69
GLOTTIS	Glottis Limited	SHINE STAR BUILD CAP PVT LTD	SELL	858873	84
HCLTECH	HCL Technologies Ltd.	GOLDMAN SACHS (SINGAPORE) PTE - ODI	SELL	200818	1439
HCLTECH	HCL Technologies Ltd.	GOLDMAN SACHS BANK EUROPE SE - ODI	BUY	200818	1439
HYUNDAI	Hyundai Motor India Ltd	GOLDMAN SACHS (SINGAPORE) PTE	SELL	222666	2480.8
HYUNDAI	Hyundai Motor India Ltd	GOLDMAN SACHS BANK EUROPESE	BUY	222666	2480.8
IDFCFIRSTB	IDFC First Bank Limited	GOLDMAN SACHS (SINGAPORE) PTE - ODI	SELL	11000000	71.75
IDFCFIRSTB	IDFC First Bank Limited	GOLDMAN SACHS BANK EUROPE SE - ODI	BUY	11000000	71.75
WAAREEINDO	Indosolar Limited	EPTOME TRADING AND INVESTMENTS	SELL	255399	642.98
JSL	Jindal Stainless Limited	GOLDMAN SACHS (SINGAPORE) PTE	SELL	454005	761
JSL	Jindal Stainless Limited	GOLDMAN SACHS BANK EUROPESE	BUY	454005	761
KANDARP	Kandarp Dg Smart Bpo	HEMENDRA RATILAL MEHTA	SELL	100000	99.94
LT	Larsen & Toubro Limitec	GOLDMAN SACHS (SINGAPORE) PTE - ODI	SELL	72035	3740
LT	Larsen & Toubro Limitec	GOLDMAN SACHS BANK EUROPE SE - ODI	BUY	72035	3740
MVKAGRO	M.V.K. Agro Food Prod	YAGNIK BHARA TKUMAR TANK	SELL	127200	535.5
MPOL	Manas Polymer N Energ	BAAHUBALI ENTERPRISE	BUY	56000	138.9
MGSL	Matrix Geo Solutions Ltc	VIPIN AGGARWAL	SELL	92400	112.75

MRF	MRF Ltd.	GOLDMAN SACHS (SINGAPORE) PTE	SELL	3195	152350
MRF	MRF Ltd.	GOLDMAN SACHS BANK EUROPESE	BUY	3195	152350
NIKITA	Nikita Papers Limited	RADIANT GLOBAL FUND-CLASS B PARTICIPATING SHARES	SELL	250800	115.02
NIKITA	Nikita Papers Limited	YASH HITESH PATEL	BUY	222000	115
POLICYBZR	PB Fintech Limited	GOLDMAN SACHS (SINGAPORE) PTE - ODI	SELL	206987	1772
POLICYBZR	PB Fintech Limited	GOLDMAN SACHS BANK EUROPE SE - ODI	BUY	206987	1772
SAMMAANCA	Sammaan Capital Limite	GOLDMAN SACHS (SINGAPORE) PTE - ODI	SELL	2316632	163
SAMMAANCA	Sammaan Capital Limite	GOLDMAN SACHS BANK EUROPE SE - ODI	BUY	2316632	163
SBIN	State Bank of India	GOLDMAN SACHS (SINGAPORE) PTE - ODI	SELL	541065	870
SBIN	State Bank of India	GOLDMAN SACHS BANK EUROPE SE - ODI	BUY	541065	870
SUBAHOTELS	Suba Hotels Limited	AVORA SME FUND 1	BUY	144000	154.2
SUBAHOTELS	Suba Hotels Limited	BHARAT KUMAR SOMCHAND SHAH	BUY	145200	158.02
SUBAHOTELS	Suba Hotels Limited	PREETI BHAIKA	BUY	504000	154.2
SUBAHOTELS	Suba Hotels Limited	ROHAN GUPTA	BUY	144000	155.48
SUNDARMFN	Sundaram Finance Ltd.	GOLDMAN SACHS (SINGAPORE) PTE	SELL	91315	4486.6
SUNDARMFN	Sundaram Finance Ltd.	GOLDMAN SACHS BANK EUROPESE	BUY	91315	4486.6
SWIGGY	Sw iggy Limited	GOLDMAN SACHS (SINGAPORE) PTE	SELL	1210536	421.55
SWIGGY	Sw iggy Limited	GOLDMAN SACHS BANK EUROPESE	BUY	1210536	421.55
TATACOMM	Tata Communications Lt	GOLDMAN SACHS (SINGAPORE) PTE	SELL	157166	1658.5
TATACOMM	Tata Communications Lt	GOLDMAN SACHS BANK EUROPESE	BUY	157166	1658.5
VAISHALI	Vaishali Pharma Limited	SHAH NISHANT	SELL	587125	11.24
VIGOR	Vigor Plast India Limited	SANDEEP SINGH	BUY	52800	85.14
VJAYPD	Vijaypd Ceutical Limited	AINUL ANWAR SHAIKH	BUY	124000	35
VJAYPD	Vijaypd Ceutical Limited	BHARAT KUMAR SOMCHAND SHAH	BUY	180000	35
VJAYPD	Vijaypd Ceutical Limited	BHAVNA HITESH PATEL	BUY	712000	35
VJAYPD	Vijaypd Ceutical Limited	DHARMESH ANANTRAI DOSHI	SELL	100000	35
VJAYPD	Vijaypd Ceutical Limited	FARHEEN MOHAMMED KALIM KHAN	BUY	164000	35
VJAYPD	Vijaypd Ceutical Limited	FAUZIYA ABDUL KADAR SHAIKH	BUY	160000	35
VJAYPD	Vijaypd Ceutical Limited	FEROZA ANWAR SHAIKH	BUY	116000	35
VJAYPD	Vijaypd Ceutical Limited	HITESH ANANTRAI DOSHI	SELL	136000	35
VJAYPD	Vijaypd Ceutical Limited	NIPA HITESHBHAI DOSHI	SELL	104000	35
VJAYPD	Vijaypd Ceutical Limited	YASH HITESH PATEL	BUY	172000	35.65
VJAYPD	Vijaypd Ceutical Limited	YASHVI HITESH PATEL	BUY	888000	35
VMM	Vishal Mega Mart Limite	GOLDMAN SACHS (SINGAPORE) PTE	SELL	2873980	150.63
VMM	Vishal Mega Mart Limite	GOLDMAN SACHS BANK EUROPESE	BUY	2873980	150.63
WAAREEENERF	Waaree Energies Limite	GOLDMAN SACHS (SINGAPORE) PTE	SELL	118604	3441.5
WAAREEENERF	Waaree Energies Limite	GOLDMAN SACHS BANK EUROPESE	BUY	118604	3441.5
YESBANK	Yes Bank Limited	GOLDMAN SACHS (SINGAPORE) PTE - ODI	SELL	14663226	22.3
YESBANK	Yes Bank Limited	GOLDMAN SACHS BANK EUROPE SE - ODI	BUY	14663226	22.3

Disclosure:

Research Reports that are published by Nirmal Bang Securities Private Limited (hereinafter referred to as "NBSPL") are for private circulation only. NBSPL is a registered Research Analyst under SEBI (Research Analyst) Regulations, 2014 having Registration no. INH000001766. NBSPL is also a registered Stock Broker with National Stock Exchange of India Limited, BSE Limited, Metropolitan Stock Exchange of India Limited, Multi Commodity Exchange of India Limited and , National Commodity and Derivative Exchange Limited in Capital Market , Equity and Commodities derivatives segments and Currency Derivatives Segment .

NBSPL has other business divisions with independent research teams separated by Chinese walls, and therefore may, at times, have different or contrary views on stocks and markets.

NBSPL or its associates have not been debarred / suspended by SEBI or any other regulatory authority for accessing / dealing in securities Market since last 20 years. NBSPL, its associates or analyst or his relatives do not hold any financial interest (Except Investment) in the subject company. NBSPL or its associates or Analyst do not have any conflict or material conflict of interest at the time of publication of the research report with the subject company. NBSPL or its associates or Analyst or his relatives may or may not hold beneficial ownership of 1% or more in the subject company at the end of the month immediately preceding the date of publication of this research report.

NBSPL or its associates / analyst has not received any compensation / managed or co-managed public offering of securities of the company covered by Analyst during the past twelve months. NBSPL or its associates have not received any compensation or other benefits from the company covered by Analyst or third party in connection with the research report. Analyst has not served as an officer, director or employee of Subject Company. NBSPL / analyst has not been engaged in market making activity of the subject company.

Analyst Certification: The research analysts and authors of these reports, hereby certify that the views expressed in this research report accurately reflects my/our personal views about the subject securities, issuers, products, sectors or industries. It is also certified that no part of the compensation of the analyst(s) was, is, or will be directly or indirectly related to the inclusion of specific recommendations or views in this research. The analyst(s) principally responsible for the preparation of this research report and has taken reasonable care to achieve and maintain independence and objectivity in making any recommendations.

Disclaimer:

The Research Report is for the personal information of the authorized recipient and does not construe to be any investment, legal or taxation advice. NBSPL is not soliciting any action based upon it. Nothing in the research report shall be construed as a solicitation to buy or sell any security or product, or to engage in or refrain from engaging in any such transaction. In preparing the research report, we did not take into account the investment objectives, financial situation and particular needs of the reader.

The research report has been prepared for the general use of the clients of NBSPL and must not be copied, either in whole or in part, or distributed or redistributed to any other person in any form. If you are not the intended recipient you must not use or disclose the information in the research report in any way. Though disseminated to all the customers simultaneously, not all customers may receive the research report at the same time. NBSPL will not treat recipients as customers by virtue of their receiving the research report. The research report is not directed or intended for distribution to or use by any person or entity resident in a state, country or any jurisdiction, where such distribution, publication, availability or use would be contrary to law, regulation or which would subject NBSPL & its group companies to registration or licensing requirements within such jurisdictions.

The report is based on the information obtained from sources believed to be reliable, but we do not make any representation or warranty that it is accurate, complete or up-to-date and it should not be relied upon as such. We accept no obligation to correct or update the information or opinions in it. NBSPL or any of its affiliates or employees shall not be in any way responsible for any loss or damage that may arise to any person from any inadvertent error in the information contained in the research report. NBSPL or any of its affiliates or employees do not provide, at any time, any express or implied warranty of any kind, regarding any matter pertaining to this report, including without limitation the implied warranties of merchantability, fitness for a particular purpose, and non-infringement. The recipients of the research report should rely on their own investigations.

This information is subject to change without any prior notice. NBSPL reserves its absolute discretion and right to make or refrain from making modifications and alterations to this statement from time to time. Nevertheless, NBSPL is committed to providing independent and transparent recommendations to its clients, and would be happy to provide information in response to specific client queries.

Before making an investment decision on the basis of research report, the reader needs to consider, with or without the assistance of an adviser, whether the advice is appropriate in light of their particular investment needs, objectives and financial circumstances. There are risks involved in securities trading. The price of securities can and does fluctuate, and an individual security may even become valueless. International investors are reminded of the additional risks inherent in international investments, such as currency fluctuations and international stock market or economic conditions, which may adversely affect the value of the investment. Opinions expressed are subject to change without any notice. Neither the company nor the director or the employees of NBSPL accept any liability whatsoever for any direct, indirect, consequential or other loss arising from any use of the research report and/or further communication in relation to the research report. Here it may be noted that neither NBSPL, nor its directors, employees, agents or representatives shall be liable for any damages whether direct or indirect, incidental, special or consequential including lost revenue or lost profit that may arise from or in connection with the use of the information contained in the research report.

Copyright of this document vests exclusively with NBSPL.

Our reports are also available on our website

Registration granted by SEBI and certification from NISM in no way guarantee performance of NBSPL or provide any assurance of returns to investors.

Nirmal Bang Research (Division of Nirmal Bang Securities Pvt. Ltd.)

B-2, 301/302, Marathon Innova,
Opp. Peninsula Corporate Park
Off. Ganpatrao Kadam Marg
Lower Parel(W), Mumbai-400013
Board No. : 91 22 6723 8000/8001
Fax. : 022 6723 8010